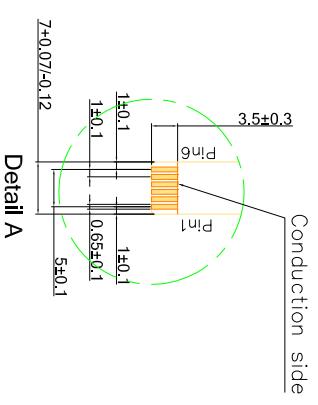
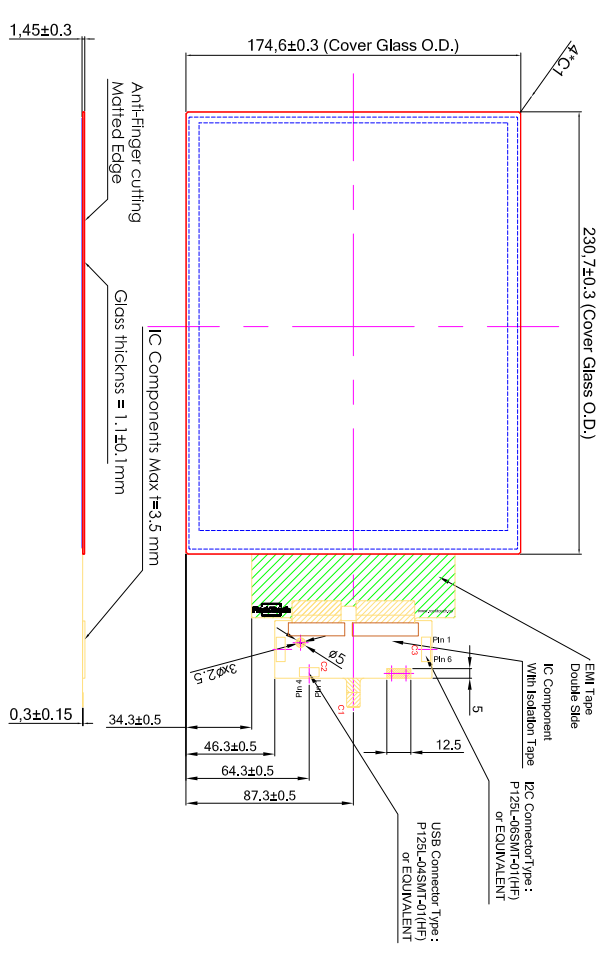
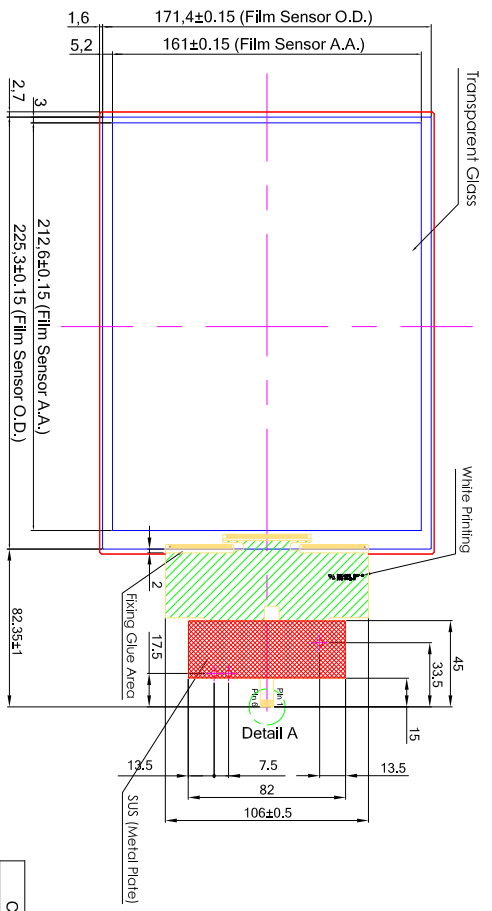


1 2 3 4 5 6 7 8

FRONT VIEW



BACK VIEW



Pin	Function	Pin	Function
C1: USB Interface	C2: Pin Define for USB 4 pin	C3: Pin Define for I2C 6 pin	
Pin 01	GND	Pin 01	GND
Pin 02	D-	Pin 02	SDA
Pin 03	D+	Pin 03	SCL
Pin 04	VDD(SV)	Pin 04	VDD(SV)
Pin 05	NC	Pin 05	INT
Pin 06	RST	Pin 06	RST

- Spec:
1. General O.D. Tolerance : ±0.3
 2. Border Type : Matte
 3. Glass Type : C.S.
 4. Surface Treatment : None
 5. Background Printing : None
 6. Logo Printing : None
 7. Transmittance Level : >85%
 8. Important Notes :

- Note:
- A. Distance between LCD and Touch must be at least 1 mm otherwise touch will not work correctly
 - B. If customer put a front cover lens all around he need to use at least 2 mm Thick gasket between touch and metal frame
 - C. refer to the integration guide to avoid any integration noise issue
 - D. before mass production customer must provide machine for final firmware tuning or we must test in remote and tune final firmware

Date	Darwing Number
------	----------------

Customer Approval Part Number RTPC104-0005-C #00

Date	Person	Description
2020/11/04	Mandy	Modify cover glass thickness from 3mm to 1.1mm
2020/11/04	Jiff	

